

Case Study

Industry

Legal Services

Products

Reach, Terrace 2.6, Gunlocke
offices 7 conference rooms

Opportunity

Create an upscale office environment that maximizes office space while providing easy access and ample storage for legal cases.

Color Palette

Panel Fabric

TP910 Tempest Gold Rush

Paint

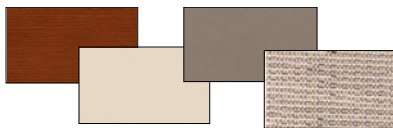
PR3 Gunmetal Mica

Laminate

LS85 Pearl Bisque

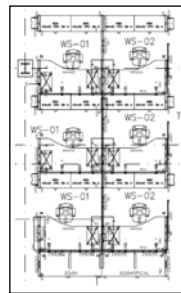
Veneer

NC260 Cinnamon Cherry



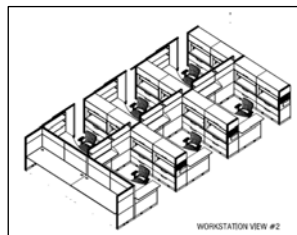
Reach™ Wins over Jury

When one of Charlotte's oldest and most respected law firms, built a new headquarters, they wanted to create an upscale look while maximizing space. A Reach/Terrace® combination easily addressed these two important client needs.



Reasons for Success “Being one of Charlotte's oldest and most respected law firms, they wanted to have a great presence,” said the Allsteel dealer. Critical to the success of the project was support from the firm's paralegals as they were being transitioned from private offices in the old building to open offices in the new building.

The dealer and Allsteel partnered to create mockups of workstations using wood veneers and fabric that could be integrated throughout the entire building, from private offices and conference rooms to the workstations of the paralegals and secretaries. Because Reach accepts such a wide range of materials, rich Cinnamon Cherry wood was carried from the drawer fronts of the workstations to the private offices to create the seamless look the law firm was looking for.



“When they toured our facility to view the mockups, everyone loved it,” the dealer said. “The design of the station itself felt so open and ergonomic. Paralegals commented they had plenty of room to work.”

Paralegals also enjoyed the custom accessory rails and mailboxes that created more usable worksurface and the workstation doors that helped address their privacy needs.

Completing the solution for paralegals was Reach's storage capacity. Keeping so many legal documents at hand was possible by providing a four drawer lateral file built right into the walls of the workstations. And because the storage is built in the walls, the firm was able to gain the space efficiency they were looking for.

When planning a new space, Reach is a smarter solution that makes storage more active, people more productive, offices more open, organization more attainable, and worksurfaces more workable.